




PRINT

DICOM NORMAL PAPER PRINT SERVER

IMPRESSION BY IMPRINTS



VERSION 2.5

HIGH-QUALITY PRINTOUTS

The iQ-PRINT server can print all types of radiological images, gray or color, on normal paper in high quality...

... directly from a workstation or any DICOM device on a standard Post-Script printer. Overlays are also distributed correctly.

iQ-PRINT allows for a standard configuration as well as a manual configuration for advanced settings. A configuration wizard makes the installation of iQ-PRINT very user-friendly and time-saving. The wizard guides the user through the basic setup for printing, paper, DICOM and additional settings. The entire configuration takes no longer than five minutes.

Tool tips are shown to make selecting the appropriate entries even easier.

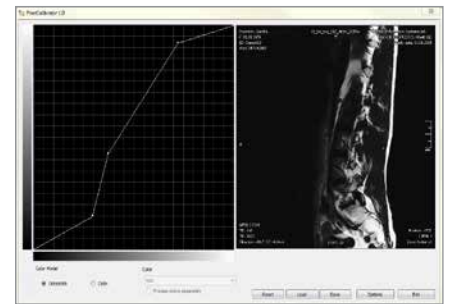
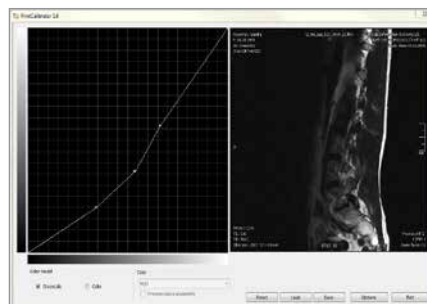
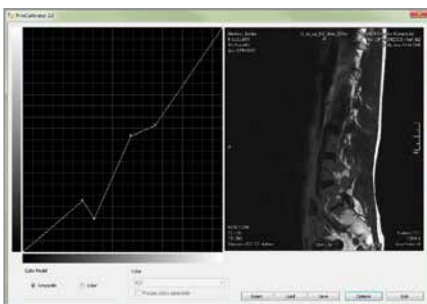
It is possible to add new settings as well as to edit existing ones. Special configurations can be made manually.

Advantages:

- High-quality
- Cost effective
- Chemical free
- No expensive film costs



iQ-PRINT SCREENSHOTS



By using the gradation function you can individually optimize the image quality for each image source and printer.

iQ-PRINT WORKFLOW



iQ-PRINT FEATURES

COMMUNICATION

- Limited to 5 AE titles, 1 PostScript printer and 1 calibration profile
- DICOM Print interface

OUTPUT ¹

- Conversion of received print jobs into PostScript format
- Converting grayscale images to grayscale print jobs
- Converting color images to color print jobs
- Support of any print matrix
- Basic and referenced grayscale/color print management
- Support of overlays
- Support of annotations
- Quantity of PostScript printer per server
- Mapping of film formats to paper trays
- Customizable grayscale and color gradation curves

LANGUAGE

- English

CERTIFICATION

- FDA 510(k)

iQ-PRINT PRO FEATURES

IN ADDITION TO iQ-PRINT FEATURES

COMMUNICATION

- Unlimited AE titles, unlimited PostScript printers and calibration profiles

¹ Our system does not include a PostScript printer. Please contact us if you require advice regarding an appropriate printer. We recommend Xerox 7xxx or Ricoh printers.

OUR COMPANY AT A GLANCE

IMAGE Information Systems is an international company group with offices in Germany, USA and India, which offers complete, user friendly and cost-effective medical imaging solutions.

More than 10,000 satisfied clients all over the world benefit from our state-of-the-art products for PACS, RIS, X-ray solutions, 3D processing and teleradiology.

We have pioneered several innovations in the market:

- We have introduced MED-TAB, the first DICOM-calibrated portable display for medical image analysis
- Our iQ-ROUTER supports virtually all DICOM image formats and transfer syntaxes in data transmission
- DICOMReader has the highest available read-in rate of patient media, ensuring compatibility with almost all available imaging modalities and vendors

IMAGE Information Systems provides the second largest digital imaging user forum on earth, enabling users to share knowledge and best practice.

To learn more about us and our products, please visit our website.

www.image-systems.biz

OUR PRODUCTS FOR YOUR IMAGING NEEDS

iQ-SYSTEM PACS

iQ-RIS

MED-TAB

iQ-4CLOUD

Full featured, reliable and affordable PACS

Smooth radiology information system

Superior portable image analysis

Your PACS on demand



Stamp of sales partner



IMAGE INFORMATION SYSTEMS EUROPE GMBH

LANGE STR. 16 | 18055 ROSTOCK | GERMANY

TEL. GER: +49 381 496 5820 | TEL. INDIA: +91 33 4600 0657

TEL. US: +1 470 300 44 80

WWW.IMAGE-SYSTEMS.BIZ | INFO@IMAGE-SYSTEMS.BIZ