

# iQ-WEB UPLOADER 1.1

## WEB PORTAL FOR SECURE DATA SHARING



Upload any medical images, relevant photos or documents via an easy-to-use web page – from any internet-enabled device to iQ-WEB or any other DICOM compliant PACS.

Or let your patients or other physicians upload and store their data to your existing PACS in order to make it available in a fast and consistent way.



### Patient data entry portal:

Patients can easily upload medical images and documents with just a few clicks (e.g. prior to their admission or consultation of a remote imaging specialist).



### Physician data entry portal:

Physicians can share, distribute and exchange patient information, such as history or results, prior to their patient's admission or consultation of a remote imaging specialist.



### Portal for teleradiology and medical teleconsulting centers:

Studies can be uploaded to the PACS for remote reading purposes.

## FEATURES\*



For any DICOM studies and reports



Optional authorization code as additional option to filter or search for all data from an uploading person or institution



Any non-DICOM data (like photos or documents) is automatically converted to DICOM



Automatic email notifications to inform the recipients about newly uploaded images (when using WADO interface)



Runs on virtually any computer, tablet or smartphone without the need for client installation or registration



Available in English, German and Spanish (other languages by request)



Patient history and medical requests can be entered



Customizable targets, e.g. physicians, institutions, locations, multidisciplinary team meetings, etc.



Simultaneous upload of multiple studies of one patient

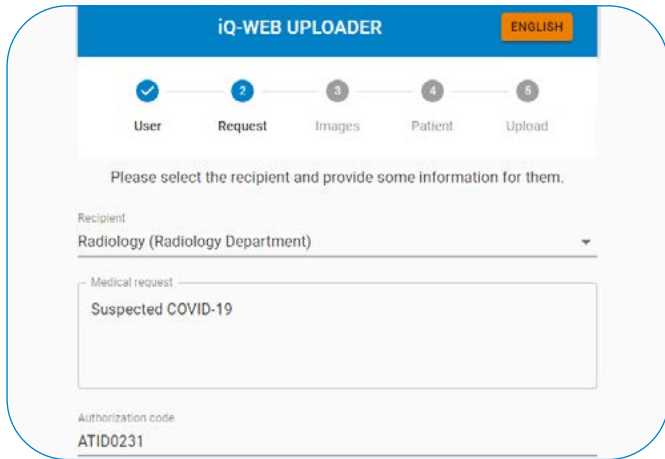


Secure WADO link sharing in diagnostic quality via built-in email client\*\*

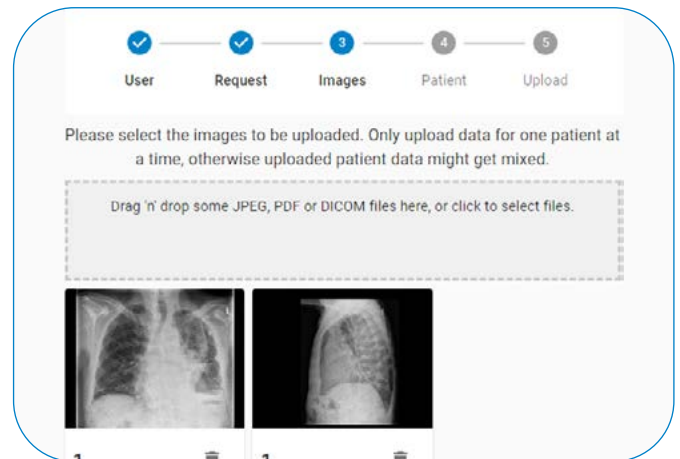
\* Detailed information on iQ-WEB UPLOADER's system requirements is available in the iQ-WEB UPLOADER Administration Guide.

\*\* Only in combination with iQ-WEB incl. WADO interface as PACS and iQ-4VIEW

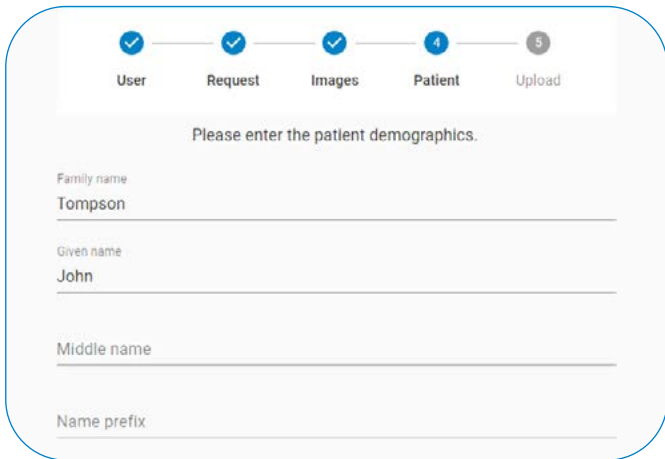
# iQ-WEB UPLOADER 1.1



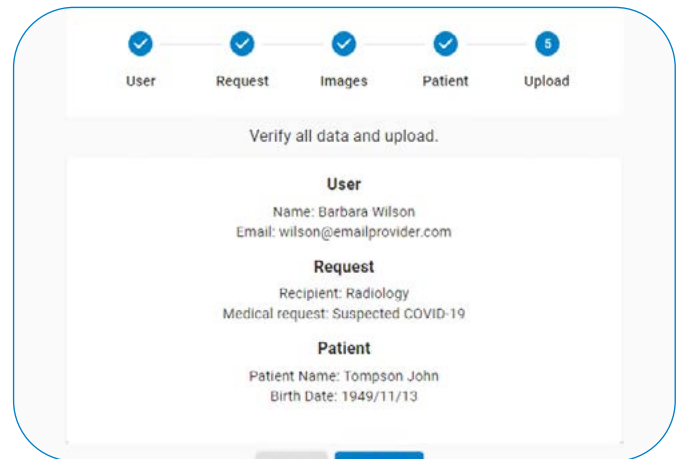
First enter the web user credentials. Secondly, select the target specialist or specialty, add the authorization code (if available) and enter your medical request.



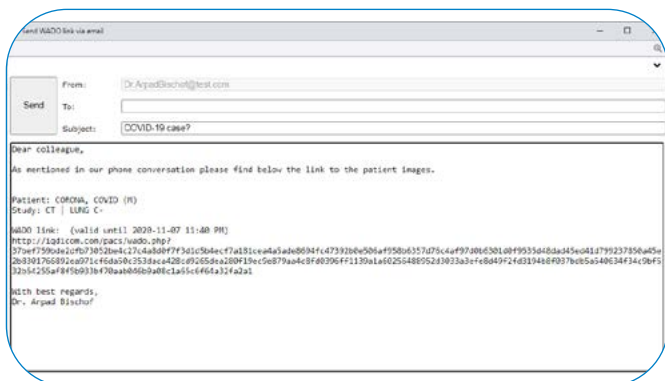
Upload any images (DICOM and non-DICOM) or PDF/ scanned documents by selecting files or using drag and drop.



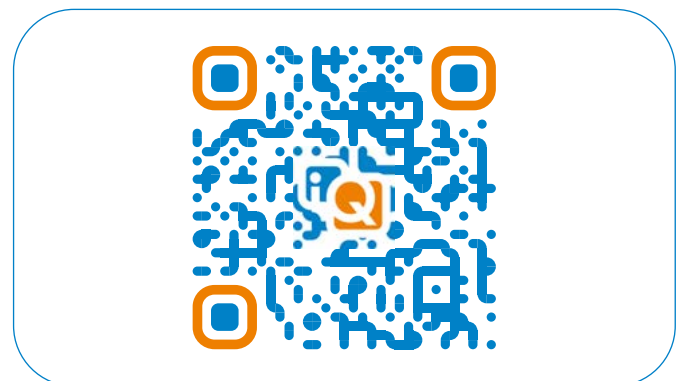
Enter the patient demographics if not found in the uploaded data.



Verify the data before uploading & sharing it securely.



WADO links can be shared via built-in email client with both the recipient and the uploader\*\*.



Give it a try by scanning this QR code or find out more about iQ-WEB UPLOADER 1.1 on <https://image-systems.biz/iq-web-uploader/>.

\*\* Only in combination with iQ-WEB incl. WADO interface as PACS and iQ-4VIEW

Stamp of sales partner



IMAGE INFORMATION SYSTEMS EUROPE GMBH  
 LANGE STR. 16 | 18055 ROSTOCK | GERMANY  
 TEL. GER: +49 381 496 5820 | TEL. INDIA: +91 33 4600 0657  
 TEL. US: +1 470 300 4480  
 WWW.IMAGE-SYSTEMS.BIZ | INFO@IMAGE-SYSTEMS.BIZ



